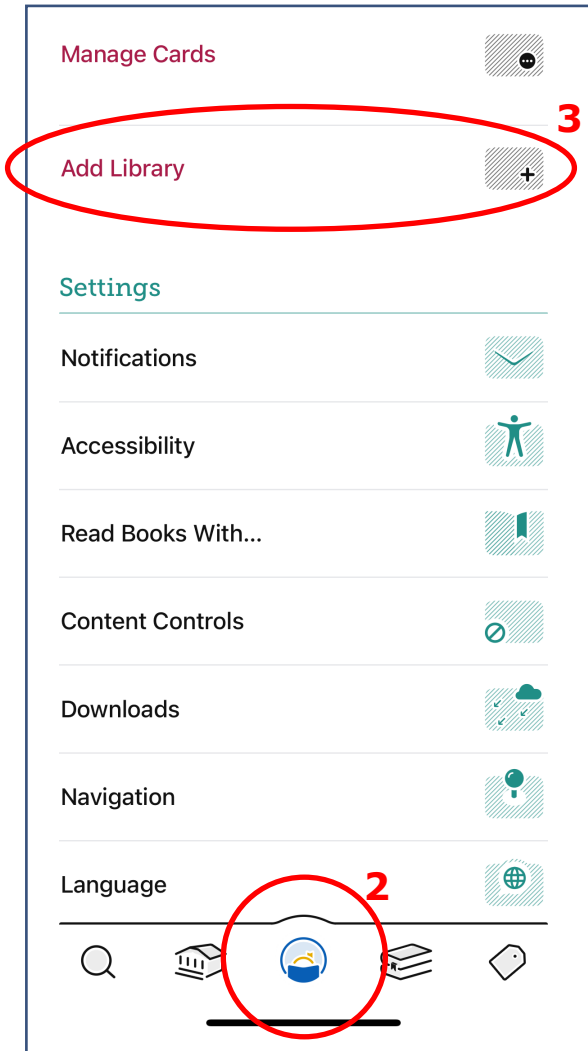




Using your Montgomery County Library Card to access the POWER Library Libby Collection



Step One:

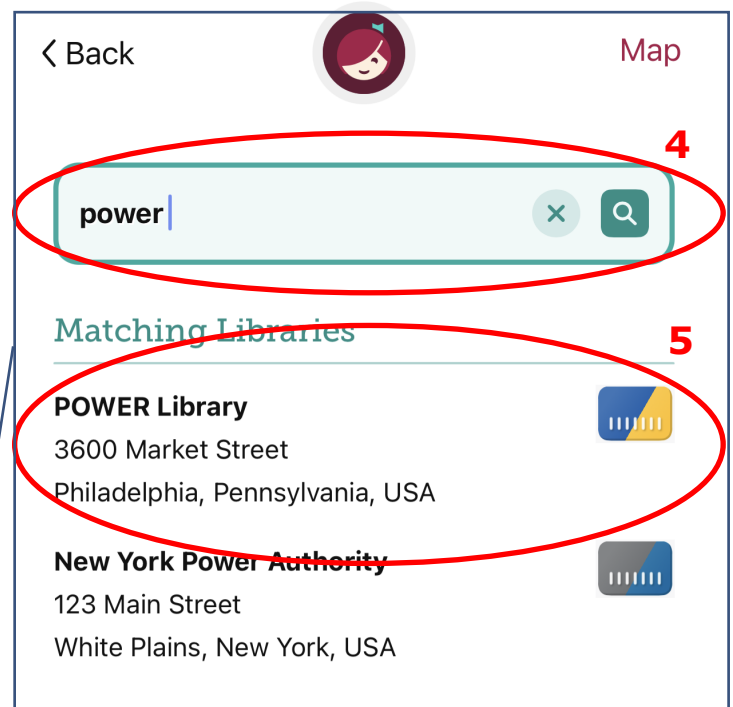
Open your LIBBY app on your device

Step Two:

Tap on the LIBBY logo from the bottom center of the menu

Step Three:

Tap on "Add Library"



Step Four:


Type "Power Library" into the search bar

Step Five:

Select POWER Library from the search results

Using your Montgomery County Library Card to access the POWER Library Libby Collection

< Back



Add a library card for **POWER Library** so you can borrow titles and place holds.

Sign In With My Card

I Would Like A Card

Step Six:

Active library card users in Montgomery County should now select "Sign In With My Card"


Step Seven:

Select the option more and then scroll to the Montgomery County options

PLEASE NOTE:

If your Montgomery County library is any other than Indian Valley Public Library, Lansdale Public Library, North Wales Area Library, or Union Library of Hatboro, select Montgomery County—MCLINC

< Back



Let's sign into your account. Where do you use your library card?

Crawford County Federated Library System

Cumberland County Library System

Erie County Public Library

143 MORE

Help Me Choose

Not sure which option to choose? Your library can offer guidance.

AUTHENTICATE YOUR LIBRARY CARD

Montgomery County - Indian Valley Public Library

Montgomery County - Lansdale Public Library

Montgomery County - MCLINC


Montgomery County - North Wales Public Library

Montgomery County - Union Library of Hatboro

Step Eight:

Enter your Montgomery County library barcode number and enjoy the POWER Library ebook and eaudio collection

< Back



Okay, you're signed in! Here is your library card.

Linked Card

LOANS

HOLDS

0 of 5

0 of 5

Next